







# Defining Skills With a Y-Chart



Add words and phrases to the first Y-Chart to describe what this skill sounds like, looks like, and feels like when it is used effectively. Then, complete the second Y-Chart by adding words and phrases that describe what this skill **would not** sound like, look like, and feel like. Use these descriptions to help you understand how to implement this skill.

Skill to Define:	
Sounds Like	Looks Like
Feels Like	

**Skill to Define:**

  <b>Does Not Sound Like</b>	  <b>Does Not Look Like</b>
  <b>Does Not Feel Like</b>	